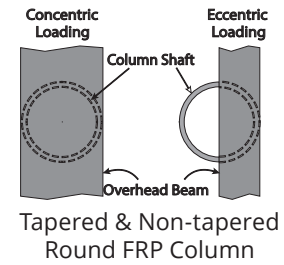


Available fluted and unfluted in a wide range of sizes. Flutes in most 8", 10", and 12" diameter tapered shafts are molded right into the shaft, providing consistent Ionic fluting. All sizes can also be custom-fluted for specific opening heights, and adjusted for the cap and base chosen. When shafts are custom fluted, typically the flutes end 1" from the top of the base.

Tapered Round FRP Shafts Available Heights and Load Capacities														Concentric Load *	Eccentric Load *
Column Bottom Diameter ‡	5'	6'	8'	9'	10'	12'	14'	16'	18'	20'	22'	24'			
6"	√	√	√											6,000 lb.	6,000 lb.
8"	√	√	√●	√●	√●									10,000 lb.	6,600 lb.
10"	√	√	√●	√●	√●	√●								14,000 lb.	10,720 lb.
12"	√	√	√●	√●	√●	√●	√	√●						18,000 lb.	13,200 lb.
14"			√	√	√	√	√	√	√	√	√			20,000 lb.	11,520 lb.
16"	√	√	√	√	√	√	√	√	√	√	√			20,000 lb.	13,200 lb.
18"			√	√	√	√	√	√	√	√	√	√		20,000 lb.	9,040 lb.
20"		√	√		√	√	√	√	√	√				20,000 lb.	18,960 lb.
24"			√		√	√	√	√	√	√	√	√		20,000 lb.	13,200 lb.



‡ Actual shaft width may be smaller than nominal size shown.
 * Load capacities are reduced when loads are not centered. Full documentation regarding eccentric load capacities can be found online at Turncraft.com/pdf/EccentricLoad.pdf and Turncraft.com/pdf/LoadAddendum.pdf. Please refer to the online documentation regarding maximum eccentricity (beam offset from center) and other specifications.

All Poly-Classic® FRP Columns are available with custom fluting.

√ Available unfluted.

- Available with standard flutes.

FLAME GUARD

Poly-Classic® FRP Columns were the first fiberglass-reinforced polymer columns to achieve the distinction of passing an industry test (ASTME, 84-01) that measures the flame spread and smoke development of building components in a fire.

Turncraft Poly-Classic® FRP Columns with Flame Guard set a new industry standard.		
	Flame Spread Index (FSI)	Smoke Developed Index (SDI)
Industry Standard for FRP Columns	70-85	900-1025
Turncraft Poly-Classic® Columns	15*	335**

*Achieving Class I Flame-Spread classification under 1997 uniform fire code. **Well below the allowable SDI index of 450.

PLAN TYPES

Poly-Classic® FRP Columns are available in the plan types below. Please specify when you order. (Fractional components shown are typical. Customer may specify actual returns, wall thicknesses, etc.)




TIMESAVER CAP AND BASE

New to the Turncraft product line, our 8" Square TimeSaver Cap and Base employs the same Quick-Fit installation pressure tabs as our round 8", 10", and 12" TimeSaver products. Our TimeSaver cap and base offers the easiest and quickest installation in the industry.

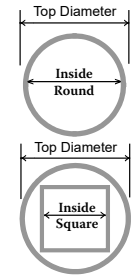


- Made out of fiber-reinforced recycled ABS (acrylonitrile butadiene styrene)
- Designed for use on round FRP columns in 8", 10", and 12" sizes
- Made with 95% recycled material
- Extremely strong and durable
- Self aligning with no fasteners
- Excellent paint adhesion
- Fast installation

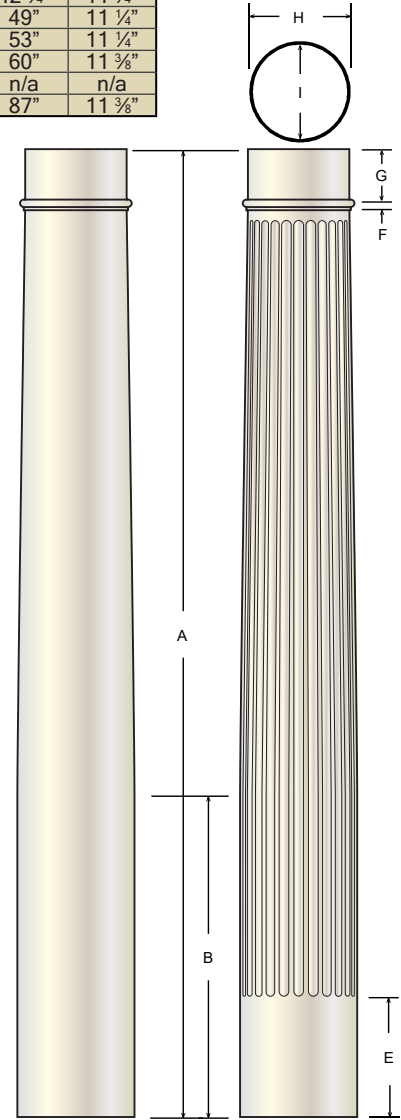


Poly-Classic® FRP Tapered Round Shaft Specifications

Column nominal diameter	Shaft height (A)	Shaft bottom *		Shaft top *		Space available inside shaft		Shaft neck		Flute width (24 each)	Straight portion of shaft (unfluted) (B)	Straight portion of shaft (fluted) (B)	Smooth shaft before flutes (E)												
		Outside diameter (C)	Inside diameter (D)	Outside diameter (H)	Inside diameter (I)	For round post	For square post	Neck height † (G)	Astragal ring ‡ (F)																
6"	5'	5 11/16"	4 3/4"	4 13/16"	3 3/4"	3 3/8"	2 1/2"	3"	1/2"	1/2"	23 1/16"	n/a	n/a												
	6'										35 1/16"														
	8'										59 1/16"														
8"	5'	7 5/8"	6 3/4"	6 19/32"	5 1/2"	5 1/8"	3 1/2"	4 1/4"	1/2"	1 1/16"	14 1/16"	n/a	n/a												
	6'										26 1/16"														
	8'										50 1/16"														
	9'										62 1/16"														
	10'										72 1/16"														
10"	4'	9 11/16"	8 3/8"	8 9/16"	7 3/4"	7 3/8"	4 15/16"	5 1/8"	3/4"	7/8"	0	n/a	n/a												
	5'										0														
	6'										10 1/16"														
	8'										34 1/16"														
	9'										46 1/16"														
	10'										58 1/16"														
	12'										82 1/16"														
12"	5'	11 5/8"	10 3/4"	10 1/16"	9 1/4"	8 7/8"	6"	4 3/4"	3/4"	1"	0	n/a	n/a												
	6'										8 3/4"														
	8'										32 3/4"														
	9'										44 3/4"														
	10'										56 3/4"														
	12'										80 3/4"														
	14'										62"														
	16'										86"														
	14"										8'			13 1/2"	11 1/2"	11 1/16"	10 1/2"	10 1/8"	6 3/8"	6 3/4"	1"	1 1/4"	33 1/4"	n/a	n/a
9'		45 1/4"																							
10'		57 1/4"																							
12'		81 1/4"																							
14'		57 1/4"																							
16'		81 1/4"																							
18'		105 1/4"																							
20'		129 1/4"																							
16"		5'	15 7/16"	13 1/2"	13 1/8"	12"	11 5/8"	7 7/16"	7 3/8"	1"	1 1/16"	16 1/4"	n/a										n/a		
		6'										28 1/4"													
		8'										18 1/2"													
	9'	30 1/2"																							
	10'	42 1/2"																							
	12'	66 1/2"																							
	14'	27 1/4"																							
	16'	51 1/4"																							
	18'	75 1/4"																							
	20'	99 1/4"																							
18"	8'	17 3/8"	15"	14 5/16"	12 3/4"	12 3/8"	8 5/16"	7 7/8"	1"	1 1/2"	13 3/8"	n/a	n/a												
	9'										25 3/8"														
	10'										37 3/8"														
	12'										61 3/8"														
	14'										85 3/8"														
	16'										26 1/8"														
	18'										50 1/8"														
	20'										74 1/8"														
	22'										98 1/8"														
	24'										122 1/8"														
	20"										6'			19 3/8"	18"	16 5/16"	14 7/8"	14 1/2"	10"	9 3/16"	1 3/8"	1 11/16"	0	n/a	n/a
											8'												22 1/4"		
10'		46 1/4"																							
12'		70 1/4"																							
14'		40 3/8"																							
16'		64 3/8"																							
18'		88 3/8"																							
20'		112 3/8"																							
24"	8'	23 3/8"	22"	19 5/16"	18"	17 5/8"	12 3/16"	12"	1 5/8"	2 1/8"	8"	n/a	n/a												
	10'										32"														
	12'										56"														
	14'										24 13/16"														
	16'										48 13/16"														
	18'										72 13/16"														
	20'										96 13/16"														
	22'										120 13/16"														
	24'										144 13/16"														



The "Space Available Inside Shaft" measurements are calculated at the top inside diameter (with ± 3/8" tolerance), when using Tuscan or Roman Doric caps. Fluted columns will have reduced tolerances.



Refer to page 13 for Concentric and Eccentric load capacities.
 * Diameters may vary ± 1/8".
 † Neck Height is the distance from the top of the shaft to the top of the astragal ring, ± 1/8".
 ‡ Astragal ring is only the ring portion, and does not include the fillet and cove.

