



Enjoy a
3 Season Room
using...

Easy-Change
WOOD COMBINATION DOORS

Let the summer breezes
flow through or the
autumn sunshine warm
your three season porch.



Versatile Doors.


Easy-Change wood combination doors provide the flexibility of quick changing storm and screen door inserts. Quit swatting flies and mosquitos and turn that deck into a usable room.

Unlike metal doors, the wood construction gives you the freedom to finish your 3 season room in any range of colors to fit your decor. Choose from a wide range of door and grille designs. Whether you have an 1800 period Cape Cod or rustic lake home there is a design to complement your home.

Founded in 1912, The Combination Door Company knows the "ins and outs" of the storm door business.

Please check our website at
www.combinationdoor.com
for suggested stationary applications.

Easy-Change locking devices lock storm and screen inserts in place. Now, a tight, rattle-free weather seal only requires a simple flick of your wrist.



Easy-Change Wood Storm & Screen Doors	Doors				Grilles				Doors				Grilles									
	Design "B" Colonial	Design "B" Classic	Countryside #55	Design "A"	9- Lite	Designer	Ultra-Vu	Oak Ultra-Vu	Mahogany Ultra-Vu	Victorian II	Victorian III	Chippendale	Designer	15-Lite	Traditional #11	Traditional #50	Traditional Circle Top	Prairie	Montello	Designer	12-Lite	
2-0 x 6-9						X																
2-0 x 7-1						X																
2-6 x 6-9	X	X	X	X	X	X	X		X	X	X	X	X	X	X	X	X	X	X	X	X	X
2-6 x 7-1	X	X	X	X	X	X	X	X	X	X	X	X	X	X	X	X	X	X	X	X	X	X
2-6 x 8-1						X																
2-8 x 6-9	X	X	X	X	X	X	X	X	X	X	X	X	X	X	X	X	X	X	X	X	X	X
2-8 x 7-1	X	X	X	X	X	X	X	X	X	X	X	X	X	X	X	X	X	X	X	X	X	X
2-8 x 8-1						X																
2-10 x 6-9	X	X	X	X	X	X		X	X	X	X	X	X	X	X	X	X	X	X	X	X	X
2-10 x 7-1	X	X	X	X	X	X		X	X	X	X	X	X	X	X	X	X	X	X	X	X	X
3-0 x 6-9	X	X	X	X	X	X	X	X	X	X	X	X	X	X	X	X	X	X	X	X	X	X
3-0 x 7-1	X	X	X	X	X	X	X	X	X	X	X	X	X	X	X	X	X	X	X	X	X	X
3-0 x 8-1						X																
3-4 x 6-9						X																
3-4 x 7-1						X																
3-6 x 6-9						X																
3-6 x 7-1						X																
Layout																						
Stile	4¼	4¼	4¼				4¼	4¼					4¼	4¼	4¾							
Top Rail	4¼	4¼	4¼				4¼	4¼					4¼	4¼	4¾							
Middle Rail	4¾	4¾	4¾										4¾	4¾	4¾							
Bottom Rail																						
6-9	9%	9%	9%				9½	9½					9%	9%	9%							
7-1, 8-1	13%	13%	13%				13½	13½					13%	13%	13%							

Maximum Trimming

- Top Rail ¾", Bottom Rail 2½", Stiles ¼".
- Stile trimming beyond ¼" could expose core stock. If initiated, trimming ¾" is permissible.
- Custom sizes are available in various door and grille designs.
- Circle top doors are ¾" oversize.

Note:

Victorian II, Victorian III, Designer Montello and Design A grilles are not available in red oak or mahogany.

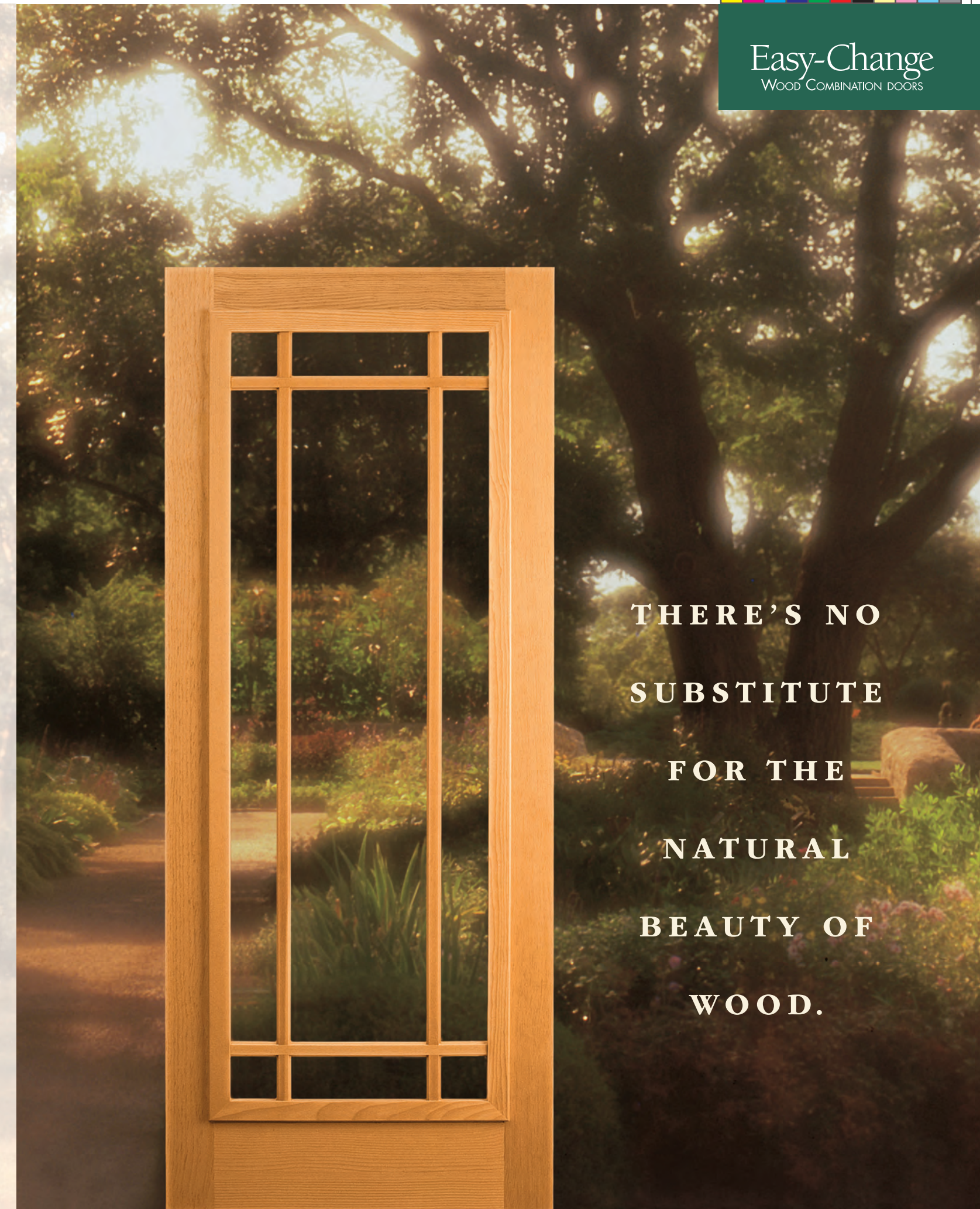


CDC

The Combination Door Company

1000 MORRIS STREET • P.O. BOX 1076 • FOND DU LAC, WI 54936-1076
920-922-2050 • 920-922-2917 (FAX)

www.combinationdoor.com • Email: doors@combinationdoor.com



THERE'S NO
SUBSTITUTE
FOR THE
NATURAL
BEAUTY OF
WOOD.



DESIGNED FOR ALL HOMES.

With A Wood Combination Door, You Have Choices.

The Easy-Change Door is timeless. No matter what style of home you have, there is an Easy-Change Door that will capture its beauty. Our large selection of designer grille inserts can also add distinction to your home.

And The Difference Is Forever.

An Easy-Change Door means true craftsmanship. Each door is handmade of solid wood and engineered components, which means your door is one of a kind that's going to endure time. Made from the natural beauty of wood, an Easy-Change Door is handcrafted with precision and pride.

Customize Your Door.

Easy-Change Doors are handmade; therefore, we can offer customized doors that reflect the individual beauty of your home. With all of




DESIGNED FOR ALL SEASONS.

the planning and care that goes into building or restoring a home, we can offer specialty doors that match your specifications. And once you have your door home, don't forget about colors. While aluminum doors are only available in basic colors, Easy-Change Doors made from natural wood allow endless choices in both paint and stain.

Increase The Value Of Your Home.

The Easy-Change Door is an easy way to increase the value of your home without significant cost. Secure and energy efficient, an Easy-Change Door adds a natural look of elegance and beauty. They're also durable, meaning you can restore any sign of wear and tear, unlike aluminum doors.

Easy Change.



Easy-Change locking devices lock storm and screen inserts in place. Now, a tight, rattle-free weather seal only requires a simple flick of your wrist.

Final Touches.

Quality doors deserve quality hardware. The Deluxe Hardware and Premium Hardware Kits include only the finest components. Lockset and hinge colors are available in brass, black and satin aluminum. The kits are also easy to install and feature special tips on finishing.



Easy-Change
WOOD COMBINATION DOORS



Colonial "B"



Classic "B"



Countryside #55



Design "A" Grille



Fan Bracket



Half Moon



9-Lite Grille



Scroll



Scroll Corner

Designer Grille
Colonial "B", Classic "B" or
Countryside #55



Ultra-Vu



Victorian II Grille



Victorian III Grille



Chippendale Grille



Prairie Grille



15-Lite Grille



Fan Bracket



Half Moon



Scroll



Scroll Corner

Designer Grille
Ultra-Vu



Traditional #11
T.D.L. Glass Insert



Traditional #50



Prairie Grille



Montello Grille



12-Lite Grille



Fan Bracket



Half Moon



Scroll



Scroll Corner

Designer Grille
Traditional

EASY-CHANGE WOOD COMBINATION DOORS
ARE BEAUTIFUL ALONE OR EASILY CUSTOMIZED
WITH A DECORATIVE OR DESIGNER GRILLE.



Oak Ultra-Vu



Mahogany Ultra-Vu



#50 Circle Top



Sidelight Storm